


# Alabama State Department of Education School Profile Report 2007-2008



## A M Windham Elementary School

### State Board of Education Members

Gov. Bob Riley, Board President  
Randy McKinney, Vice President, District 1  
Betty Peters, District 2  
Stephanie W. Bell, District 3  
Dr. Ethel H. Hall, V.P. Emerita, District 4  
Ella B. Bell, District 5  
David F. Byers Jr., District 6  
Sandra Ray, District 7  
Dr. Mary Jane Caylor, President Pro Tem, District 8  
Dr. Joseph B. Morton, Superintendent of Education

### Superintendent

Mr. Andrew R. Kelley

### Principal

Mr. Christopher W Mitten

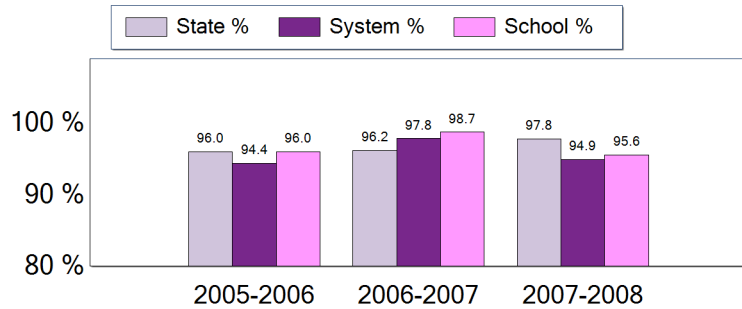
### School Board Members

Mr. Richard Mclin  
Mrs. Angelia Filmore  
Mr. Johnny Buchanan  
Mr. Frank Mc Clanahan  
Mrs. Rusia Richardson

## Average Daily Membership

This is the average number of students on attendance rolls during the first twenty days of school after Labor Day.

School Year	ADM
2007-2008	481.6
2006-2007	525.3
2005-2006	516.3

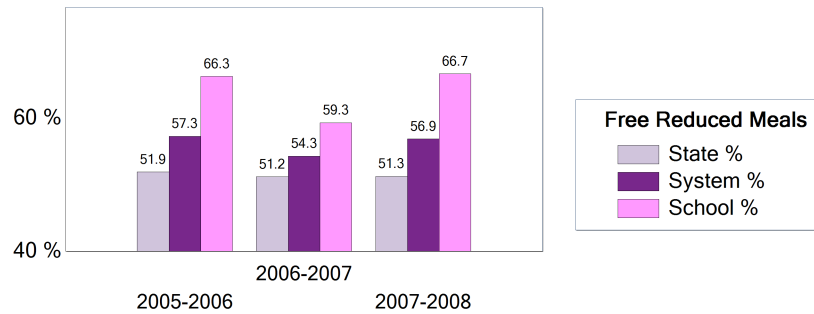


## Average Daily Attendance

This is the percent of students that attend school each day.

## Students Eligible for Free or Reduced Price Meals

This is the percent of students that applied for and were approved as reported on the Fall Attendance Report. It is an indicator of poverty.



## Safety & Discipline

The following table shows the types of discipline problems that have occurred and what actions were taken.

Incident Type	Reported	Action Taken		
		Suspension	Expulsion	Alternative School
Assault	0	0	0	0
Bomb Threat	0	0	0	0
Drug Related	0	0	0	0
Weapon Related	0	0	0	0

As required by federal law, students must be allowed to transfer to another school if their school is identified as persistently dangerous.

Is this a transfer option school? **NO**

## Teacher Qualifications

This table shows the percentage of teachers holding each level of certification as issued by the Alabama Department of Education for 2007-2008 school year.

Six Year (Class AA) through Doctorate	Master's Degree (Class A)	Bachelor's Degree (Class B)
8.9 %	42.2 %	48.9 %

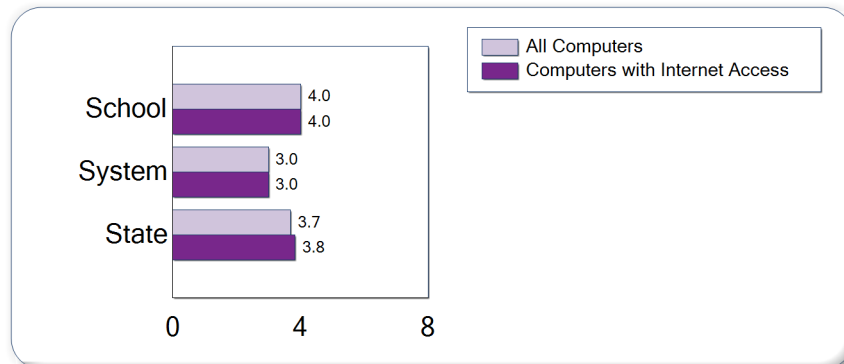
Due to rounding, totals may not equal 100%

Percentage of all Elementary and Secondary Teachers with Emergency Certification	0.0 %
--	-------

## Staffing

The following full and part time professionals were employed this year.

	School	System	State
Superintendents	0	1	131
Asst. Deputy Superintendents	0	0	131
Principals/Assistants	1	5	2,627
Supervisors	0	0	327
Teachers	35	90	49,364
Counselors	1	3	1,871
Librarians	1	3	1,431
Other Certificated	4	10	2,721
Support Personnel	13	62	38,400



## Technology

Internet access and computer use in schools. A lower number indicates greater student access.