

# Alabama State Department of Education School Profile Report 2008-2009



## Midland City Elementary School

### State Board of Education Members

Gov. Bob Riley, President  
Randy McKinney, Vice President, District I  
Betty Peters, State Board Member, District II  
Stephanie W. Bell, State Board Member, District III  
Dr. Ethel H. Hall, V. P. Emerita, District IV  
Ella B. Bell, State Board Member, District V  
David F. Byers Jr., State Board Member, District VI  
Sandra Ray, State Board Member, District VII  
Dr. Mary Jane Caylor, President Pro Tem, District VIII  
Dr. Joseph B. Morton, Superintendent of Education

### Superintendent

Mr. Donny R. Bynum

### Principal

Mr. Phillip Parker

### School Board Members

Mr. Bill Mcswen  
Mr. Braxton Bell  
Mr. Larry Ezell  
Mr. Dale Sutton  
Mr. Bobby Williams

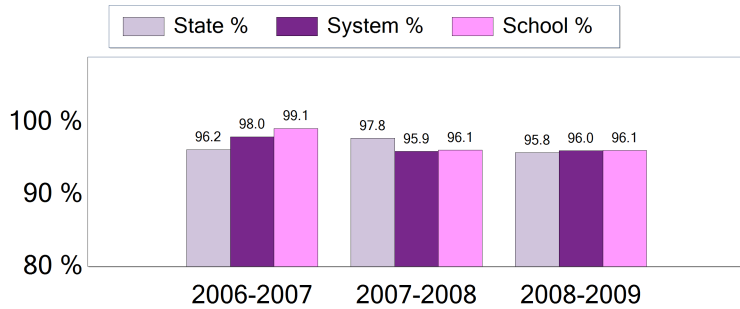
Midland City Elementary School  
48 Second Street  
Midland City, AL 36350  
(334)983-4591

*Report cards are prepared by the Alabama Department of Education. For more information including a glossary of terms, grading scales, and detailed data, visit the SDE Web site Accountability Reporting System at:  
<http://www.alsde.edu/Accountability/preAccountability.asp>*

## Average Daily Membership

This is the average number of students on attendance rolls during the first twenty days of school after Labor Day.

School Year	ADM
2008-2009	400.4
2007-2008	401.8
2006-2007	415.8

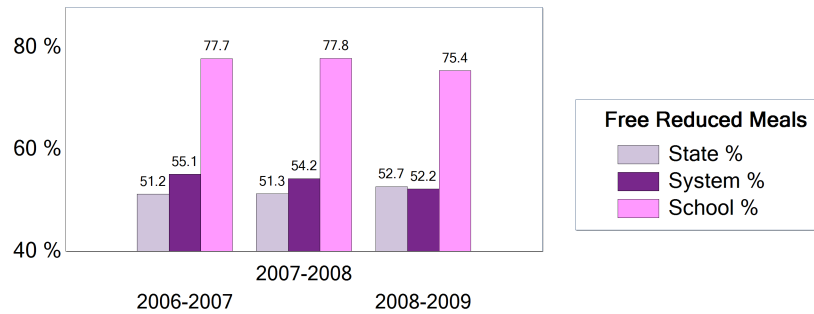


## Average Daily Attendance

This is the percent of students that attend school each day.

## Students Eligible for Free or Reduced Price Meals

This is the percent of students that applied for and were approved as reported on the Fall Attendance Report. It is an indicator of poverty.



## Safety & Discipline

The following table shows the types of discipline problems that have occurred and what actions were taken.

Incident Type	Reported	Action Taken		
		Suspension	Expulsion	Alternative School
Assault	0	0	0	0
Bomb Threat	0	0	0	0
Drug Related	0	0	0	0
Weapon Related	0	0	0	0

As required by federal law, students must be allowed to transfer to another school if their school is identified as persistently dangerous.

Is this a transfer option school? **NO**

## Teacher Qualifications

This table shows the percentage of teachers holding each level of certification as issued by the Alabama Department of Education for 2008-2009 school year.

Six Year (Class AA) through Doctorate	Master's Degree (Class A)	Bachelor's Degree (Class B)
0.0 %	55.9 %	44.1 %

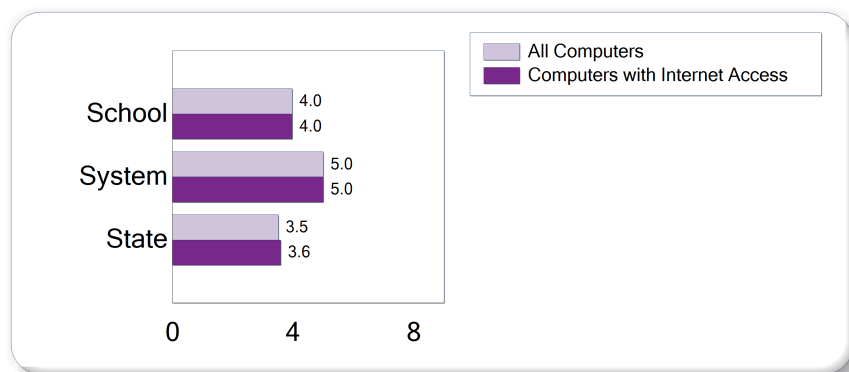
Due to rounding, totals may not equal 100%

Percentage of all Elementary and Secondary Teachers with Emergency Certification	0.0 %
--	-------

## Staffing

The following full and part time professionals were employed this year.

	School	System	State
Superintendents	0	1	133
Asst. Deputy Superintendents	0	0	131
Principals/Assistants	1	10	2,660
Teachers	27	176	46,530
Counselors	0	6	1,849
Librarians	1	7	1,425
Other Certificated	2	11	2,488
Support Personnel	9	132	38,187



## Technology

Internet access and computer use in schools. A lower number indicates greater student access.