

Alabama State Department of Education School Profile Report 2008-2009



L E Willson Elementary School

State Board of Education Members

Gov. Bob Riley, President
Randy McKinney, Vice President, District I
Betty Peters, State Board Member, District II
Stephanie W. Bell, State Board Member, District III
Dr. Ethel H. Hall, V. P. Emerita, District IV
Ella B. Bell, State Board Member, District V
David F. Byers Jr., State Board Member, District VI
Sandra Ray, State Board Member, District VII
Dr. Mary Jane Caylor, President Pro Tem, District VIII
Dr. Joseph B. Morton, Superintendent of Education

Superintendent

Dr. Richard Gardner

Principal

Mr. Carlos Nelson

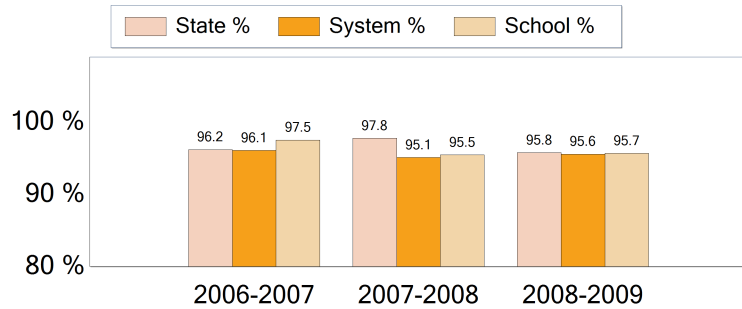
School Board Members

Mrs. Donna Akins
Mrs. Polly Ruggles
Mr. Steven Hargrove
Mrs. Lisa Lindsey
Mrs. Ella Mcelroy

Average Daily Membership

This is the average number of students on attendance rolls during the first twenty days of school after Labor Day.

School Year	ADM
2008-2009	357.4
2007-2008	331.8
2006-2007	345.9

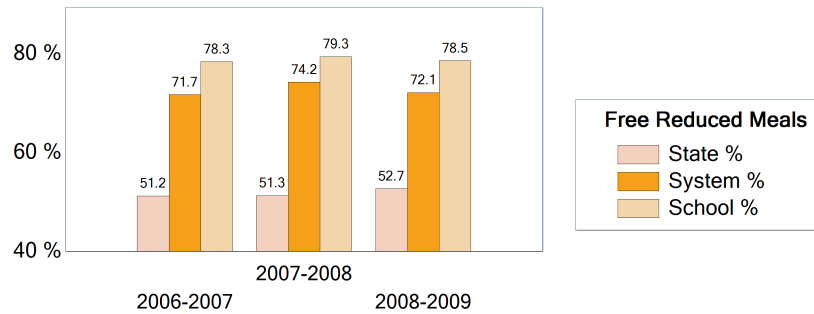


Average Daily Attendance

This is the percent of students that attend school each day.

Students Eligible for Free or Reduced Price Meals

This is the percent of students that applied for and were approved as reported on the Fall Attendance Report. It is an indicator of poverty.



Safety & Discipline

The following table shows the types of discipline problems that have occurred and what actions were taken.

Incident Type	Reported	Action Taken		
		Suspension	Expulsion	Alternative School
Assault	0	0	0	0
Bomb Threat	0	0	0	0
Drug Related	0	0	0	0
Weapon Related	0	0	0	0

As required by federal law, students must be allowed to transfer to another school if their school is identified as persistently dangerous.

Is this a transfer option school? **NO**

Teacher Qualifications

This table shows the percentage of teachers holding each level of certification as issued by the Alabama Department of Education for 2008-2009 school year.

Six Year (Class AA) through Doctorate	Master's Degree (Class A)	Bachelor's Degree (Class B)
16.1 %	54.8 %	29.0 %


Due to rounding, totals may not equal 100%

Percentage of all Elementary and Secondary Teachers with Emergency Certification	0.0 %
--	-------

Staffing

The following full and part time professionals were employed this year.

	School	System	State
Superintendents	0	1	133
Asst. Deputy Superintendents	0	0	131
Principals/Assistants	1	5	2,660
Teachers	21	81	46,530
Counselors	1	4	1,849
Librarians	1	3	1,425
Other Certificated	1	6	2,488
Support Personnel	11	51	38,187



Technology

Internet access and computer use in schools. A lower number indicates greater student access.